

KEY INDICATORS	Boys	Girls	Total	Year (Data Source)
Education				
Gross Enrollment Ratio (% Primary: PP-VI)	108.9	110.9	109.9	2017 (AES)
Gross Enrollment Ratio (% Secondary: VII - X)	90.2	101.4	95.7	2017 (AES)
Gross Enrollment Ratio (% Higher Secondary: XI-XII)	72.3	74.5	73.4	2017 (AES)
Primary Completion Rate (%)	101.3	113.7	107.3	2017 (AES)
Dropout Rate (% Primary)	2.0	0.6	1.3	2017 (AES)
Gender Parity Index (Primary)		1.02		2017 (AES)
Gender Parity Index (Secondary)		1.16		2017 (AES)
Gender Parity Index (Higher Secondary)		1.03		2017 (AES)
Health				
Maternal Mortality Ratio (per 100,000 live births)			121	2017 (BLSS)
Under-5 Mortality Rate (per 1,000 live births)			37.3	2012 (NHS)
Total Fertility Rate (births per woman)			1.9	2017 (BLSS)
Infant exclusively breastfed for the first 6 months of life (%)			48.7	2010 (BMIS)
Children aged >5 stunted			33.5	2010 (BMIS)
Children aged >5 underweight			12.7	2010 (BMIS)
Children aged >5 wasting			5.9	2010 (BMIS)
Violence Against Children				
% of Children (13-17yrs) who experienced some form of Physical Violence at least once in their lifetime	65.1	63.3	64.0	2016 (NCWC)
% of Children (13-17yrs) who experienced at least one incident of Sexual Violence in their lifetime	11.9	13.5	12.8	2016 (NCWC)
% of Children (13-17yrs) who experienced at least one form of Emotional Violence in their lifetime	40.9	52.3	47.4	2016 (NCWC)
% of Children (13-17yrs) who experienced at least one form of Violence in the last 12 months ²	65.48	61.70	63.3	2016 (NCWC)



CHILDREN AT A GLANCE BHUTAN



Telephone #: +975 - 2 - 334549 / 334553

Toll Free Help Line #: 1098

Fax #: +975 - 2 - 334709

www.ncwc.gov.bt

www.facebook.com/

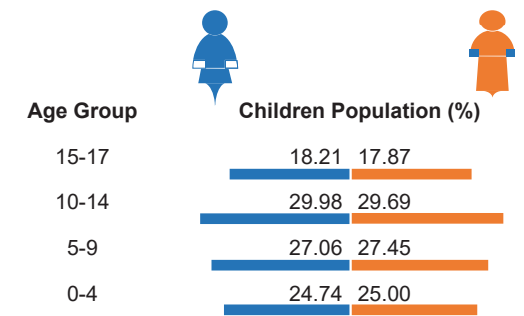
NationalCommissionforWomenandChildren

DEMOGRAPHICS

Population of children by age group, 2017

Age Group	Persons		
	Boys	Girls	Both Sex
0-4	29,176	28,298	57,474
5-9	32,035	30,956	62,991
10-14	34,656	34,296	68,952
15-17	20,856	20,282	41,684
All Children (0-17)	116,723	114,378	231,101

Data Source: PHCB, 2017

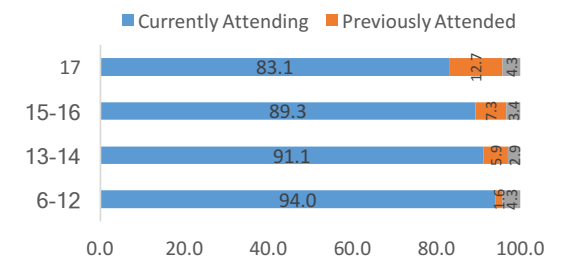


EDUCATION

Children by level of education (%), 2017

School Attendance	Population (6 years & Above)	Age Group			
		6-12	13-14	15-16	17
Total Population	655,003	90,579	28,215	27,786	13,898
Currently Attending	192,562	85,100	25,695	24,811	11,535
Previously Attended	235,399	1,479	1,667	2,020	1,761
Never Attended	227,042	3,923	828	941	791

Data Source: PHCB, 2017



HEALTH

Birth Attendance by Health Professional by Area, 2017

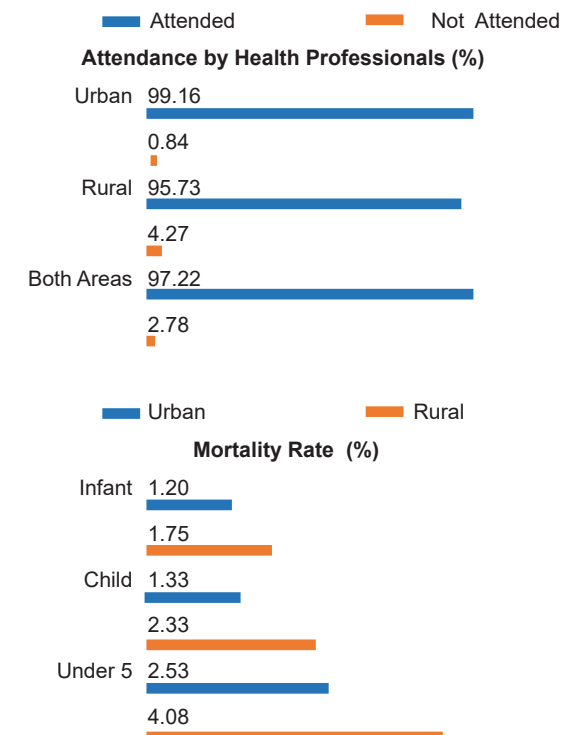
Area	Number of Births
Urban	
Attended by Health Professionals	4856
Not Attended by Health Professionals	41
Total Births	4897
Rural	
Attended by Health Professionals	6071
Not Attended by Health Professionals	271
Total Births	6342
Both Areas	
Attended by Health Professionals	10927
Not Attended by Health Professionals	312
Total Births	11239

Source: PHCB, 2017

Childhood Mortality by Area, 2017

Area	Age 0	Age 1-4	Total (<5 yrs)	Total Births
Urban	59	65	124	4,897
Rural	111	148	259	6,342

Source: PHCB, 2017



KEY INDICATORS	Male	Female	Total	Year (Data Source)
Demographics, Education and Health				
Population	380453	346692	727145	2017(PHCB)
Gross Enrollment Ratio (% Primary)	108.9	110.9	109.9	2017 (AES)
Gross Enrollment Ratio (% Secondary)	90.2	101.4	95.7	2017 (AES)
Gross Enrollment Ratio (% Tertiary)	23.7	19.1	21.4	2017 (AES)
Primary Completion Rate (%)	101.3	113.7	107.3	2017 (AES)
Literacy Rate (% aged 6 and above)	78.1	63.9	71.4	2017 (PHCB)
Life expectancy at birth (years)	68.8	71.7	70.2	2017 (PHCB)
Maternal Mortality Ratio (per 100,000 live births)		89		2017 (PHCB)
Total Fertility Rate (births per woman)		1.7		2017 (PHCB)
Labour and Employment				
Labor Force Participation Rate	73.1	52.2	63.3	
Unemployment Rate	2.1	2.9	2.4	
Youth Unemployment Rate (15-24 years)	9.2	12.9	10.6	
Employment Status				
Employee (Regular Paid)	41.3	25.0	35.0	
Employee (Casual Paid)	15.0	4.7	11.0	2017 (PHCB)
Employer	0.8	0.5	0.7	
Own account worker	33.8	55.8	42.3	
Unpaid family worker	6.6	12.7	9.0	
Others	2.4	1.3	2.0	
Agency				
Proportion of seats held by women in Parliament(%)	-	8.3	-	2017 (ECB)
Proportion of seats held by women in Local Government(%)	-	11.6	-	2017 (ECB)
Proportion of women at Executive Positions in Civil Service (%)	-	8.8	-	2017 (CSS)
Share of women among ministers (%)	-	10	-	2017 (ECB)
Percentage agreeing that a husband is justified in hitting or beating his wife	-	74	-	2012 (NHS)



GENDER AT A GLANCE BHUTAN

Telephone #: +975 - 2 - 334549 / 334553
Toll Free Help Line #: 1098
Fax #: +975 - 2 - 334709
www.ncwc.gov.bt
[www.facebook.com/
NationalCommissionforWomenandChildren](https://www.facebook.com/NationalCommissionforWomenandChildren)

GENDER AT A GLANCE 2017

BHUTAN

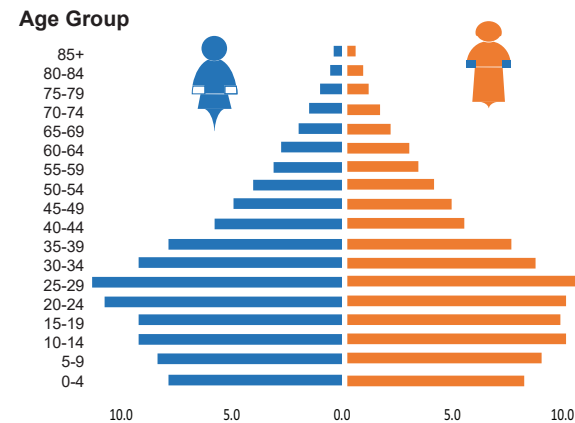
GNI per capita	US \$ 2,879 ¹
Population living below Poverty	8.2 Percent ²
National Plan of Action for Gender	2008-2013
Country Gender Assessment	2014 ³

Source: ¹ National Accounts Statistics 2017, NSB, ² Poverty Analysis Report 2017, NSB, ³ Bhutan Gender Equality Diagnostic of Selected Sectors 2014, NCWC

Global Indices	Score	Max	Rank	Year
World Economic Forum				
Global Gender Gap Index	0.638	1	124/144	2017
UNDP				
Gender Inequality Index	0.477	1	110/159	2015
OECD				
Social Institutions & Gender Index	0.1142	0	..	2014

DEMOGRAPHY

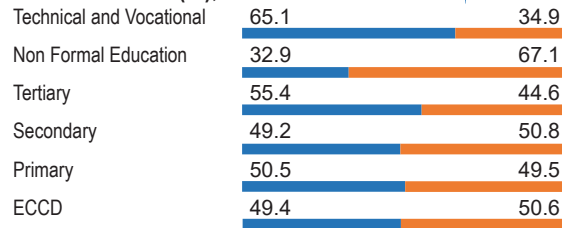
POPULATION BY AGE GROUP, 2017



*Population and Housing Census of Bhutan 2017, NSB

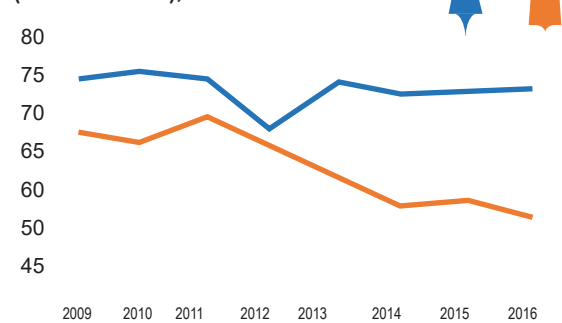
EDUCATION

STUDENTS BY LEVEL OF EDUCATION(%), 2017

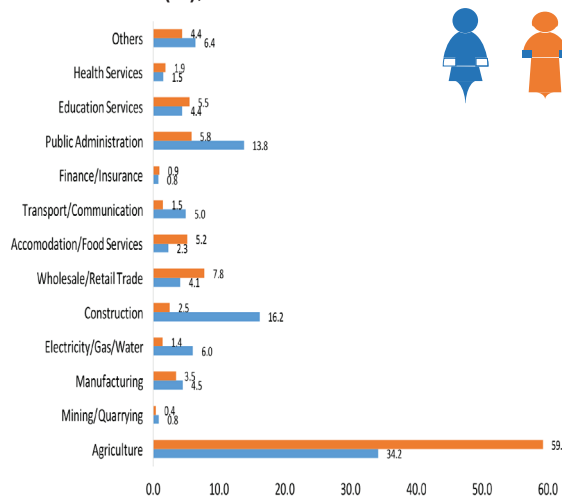


EMPLOYMENT

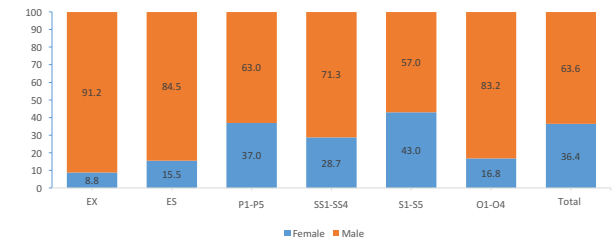
LABOUR FORCE PARTICIPATION (% AGES 15-64), 2009-2016



EMPLOYED PERSONS BY MAJOR OCCUPATION (%), 2017



CIVIL SERVANTS BY POSITION LEVEL (%), 2017



Source: Civil Service Statistics 2017, RCSC

LEGAL FRAMEWORK

The Constitution of the Kingdom of Bhutan

- Article 7 and 9 (17) and (18) articulates the State's commitment to uphold the fundamental rights of all citizens and eliminate all forms of discrimination against women and children respectively.
- It guarantees equality for men and women before the law

Domestic Violence Prevention Act of Bhutan 2013

- To ensure prompt and just legal remedy for the victims of domestic violence; facilitate access to remedies for immediate and effective assistance, shelter homes and protection to the victims of domestic violence

Child Adoption Act of Bhutan 2012

- To ensure that adoption takes place in the best interest of the child with respect to his or her fundamental rights as recognized under the laws;
- To establish uniform adoption process; and
- To ensure that the domestic and inter-country adoption processes are in consonance to international norms, practices and standards.

Child Care and Protection Act of Bhutan 2011

- To consolidate and provide care, protection, guidance, counseling, treatment, development, rehabilitation, adjudication and disposition of matters relating to children in con ctit with law in the most favorable manner and in the best interest of the child

Convention on Elimination of All Forms of Discrimination Against Women (CEDAW)

- To adopt the measures required for the elimination of discrimination against women in all its forms and manifestations
- Ratified in 1981

Convention on the Rights of the Child (CRC)

- Ensures the rights set forth in the Convention to each child following the principles of non-discrimination, right to survival and development, participation and in the best interest of the child.
- CRC ratified in 1990
- Optional protocol on Sale of Child, Child Prostitution and Child Pornography ratified in 2009; and Optional Protocol on the Involvement of Children in Armed Conflict ratified in 2010.